


# STAY IN THE KNOW




Here is a list of all the important things to know for the September 2021 Remote Proctoring Exams.



## Systems and technical specifications

- Check your system with this link: [Pearson VUE](#).
- Here are all the [technical specifications](#).
- How to do your [system set up](#).



## Genuine Operating System

Your system must be powered by one of the following licensed operating systems:

[Windows 10 \(64-bit\) – \(excluding 'S Mode'\) or](#)

[Mac OS High Sierra \(10.13\) and above –](#)

[\(excluding beta versions\)](#). If it does not pass the

validation scan, you will not be able to take the exam.




## Internet Connection

You may use a dongle but not a mobile hotspot. A wired network is preferred over wireless, for more details [click here](#).



## Desk etiquette

Everything you're allowed to keep on your desk on exam day, [detailed](#).



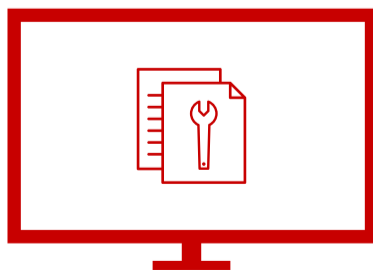
## The digital scratchpad

To make rough notes during the exam, use [the digital scratchpad](#) within the exam platform. To get some practice, try making notes using the CBE practice platform. No paper is allowed on your desk.




## FAQs

All the queries you have, [answered](#).



## Dealing with technical issues

We recommend familiarising yourself with [our troubleshooting guide](#) in advance of the exam so you know what to do next if you experience technical issues during your exam.



## Exam submission check

Check that your exam has been submitted. Watch the video to [know more](#).